

# AUSTRALIAN WAGYU MEMBER ORDER FORM

## RESELLER DETAILS:


Reseller	
Delivery address (if not to the retailer)	

Reseller Purchase Order Number	Date

Contact name	
Contact number	

## PRODUCER DETAILS:

Producer Name		Stud Prefix	
Date		Property Identification Code (PIC)	
PIC Address			
Phone Number		Email Address	

**TAG SET NUMBER:** (✓) Tick required tag set and indicate quantity  
 See examples overpage

**PLEASE NOTE:** Victorian producers must order NLIS cattle devices through Agriculture Victoria.

✓	Tag set number	Quantity	✓	Tag set number	Quantity	✓	Tag set number	Quantity
	WAGYU005			WAGYU006			WAGYU007	
	W01000845T			W07450845T			W01001445T	
	WAGYU010			WAGYU011			WAGYU012	

**COLOUR:** (✓) Tick required colour

Yellow	White	Red	Purple	Pink	Orange	Grey	Green	Blue	Black


## REQUIRED PRINTING:

Line 1 (text)																			
Line 2 (start number)																			




**Note:** Line 1 has an allowance for up to 16 characters




**Note:** (1) Line 2 requires up to 5 characters  
 (2) First box requires 'Year of Manufacture'




**PLEASE NOTE THE TSU WILL BE PRINTED AS PER THE FOLLOWING:**

Human Readable Panel	<b>WAFXP0001</b>			2D Panel	Will scan as printed on human readable panel	
	W	AFX	P0001			
	Wagyu	Stud prefix	Year of manufacture/ Animal ID			

# TAG SET OPTIONS

<p>Tag set number: <b>WAGYU005</b> (NLIS Cattle Device with a Maxi Female and Male Button)</p>	<p>Tag set number: <b>WAGYU006</b> (NLIS Cattle Device with a Maxi Female and Male)</p>	<p>Tag set number: <b>WAGYU007</b> (NLIS Cattle Device with a SuperMaxi Female and Male Button)</p>
 <p>This option allows for 2 rows of print. Line 1 allows up to 16 characters to be printed at 5mm in grey laser marking. Line 2 requires up to 5 characters to be printed at 45mm in black ink LazaFX marking.</p>	 <p>This option allows for 2 rows of print. Line 1 allows up to 16 characters to be printed at 5mm in grey laser marking. Line 2 requires up to 5 characters to be printed at 45mm in black ink LazaFX marking.</p>	 <p>This option allows for 2 rows of print. Line 1 allows up to 16 characters to be printed at 5mm in grey laser marking. Line 2 requires up to 5 characters to be printed at 45mm in black ink LazaFX marking.</p>

<p>Tag set number: <b>W01000845T</b> (NLIS Cattle Device, TSU, with a Maxi Female and Male Button)</p>	<p>Tag set number: <b>W07450845T</b> (NLIS Cattle Device, TSU, with a Maxi Female and Male)</p>	<p>Tag set number: <b>W01001445T</b> (NLIS Cattle Device, TSU, with a SuperMaxi Female and Male Button)</p>
 <p>This option allows for 2 rows of print. Line 1 allows up to 16 characters to be printed at 5mm in grey laser marking. Line 2 requires up to 5 characters to be printed at 45mm in black ink LazaFX marking. TSU to be printed per the TSU Marking Key.</p>	 <p>This option allows for 2 rows of print. Line 1 allows up to 16 characters to be printed at 5mm in grey laser marking. Line 2 requires up to 5 characters to be printed at 45mm in black ink LazaFX marking. TSU to be printed per the TSU Marking Key.</p>	 <p>This option allows for 2 rows of print. Line 1 allows up to 16 characters to be printed at 5mm in grey laser marking. Line 2 requires up to 5 characters to be printed at 45mm in black ink LazaFX marking. TSU to be printed per the TSU Marking Key.</p>

<p>Tag set number: <b>WAGYU010</b> (TSU, with a SuperMaxi Female and Male Button)</p>	<p>Tag set number: <b>WAGYU011</b> (TSU, with a Maxi Female and Male Button)</p>	<p>Tag set number: <b>WAGYU012</b> (TSU, with a Maxi Female and Male)</p>
 <p>This option allows for 2 rows of print. Line 1 allows up to 16 characters to be printed at 5mm in grey laser marking. Line 2 requires up to 5 characters to be printed at 45mm in black ink LazaFX marking. TSU to be printed per the TSU Marking Key.</p>	 <p>This option allows for 2 rows of print. Line 1 allows up to 16 characters to be printed at 5mm in grey laser marking. Line 2 requires up to 5 characters to be printed at 45mm in black ink LazaFX marking. TSU to be printed per the TSU Marking Key.</p>	 <p>This option allows for 2 rows of print. Line 1 allows up to 16 characters to be printed at 5mm in grey laser marking. Line 2 requires up to 5 characters to be printed at 45mm in black ink LazaFX marking. TSU to be printed per the TSU Marking Key.</p>